

National Safety Council

**CONGRESS
& EXPO**

**ATLANTA
2015**

Rescue from a Permit Required Confined Space

Jim Ciandella
NW Regional Sales Manager, FallTech

congress.nsc.org



Considerations

- Confined spaces vary in size, shape and configuration
- Hazards
 - entanglement, electric arc, engulfment, and general lift obstructions



General Rescue Requirements

- Non-entry rescue required
 - Unless retrieval equipment :
 - Increases the overall risk
 - Would not contribute to the rescue of the worker



Rescue Requirements

- If non-entry rescue is not feasible a rescue plan must be in place
 - Specific hazards
 - Training on rescue methods
 - Equipment



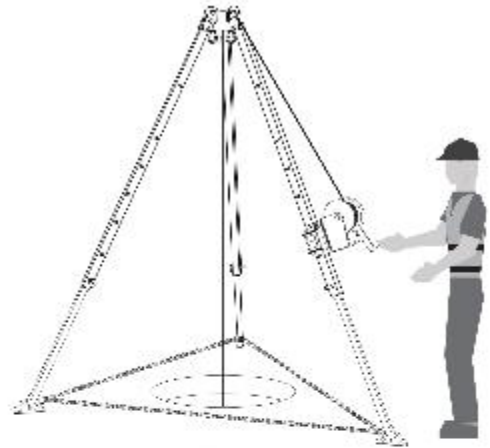
System Configurations for Non-Entry Rescue Methods

- Vertical type permit spaces more than 5 feet
 - Mechanical devices required
- Considerations
 - Means of entry/egress
 - Mitigation of fall hazards
 - Method of emergency retrieval



Single Line - Winch Only Entry/Egress Using Ladder

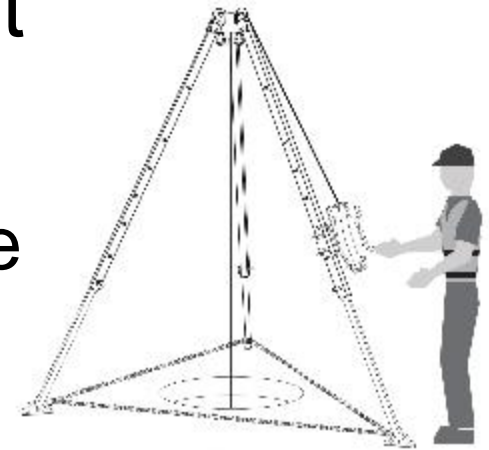
- Keep the winch line taut to avoid any potential overload due to a fall event on the winch line
- Winch is for emergency retrieval only
 - Not a fall arrest device



Single Line - SRL-R Only Entry/Egress using ladder

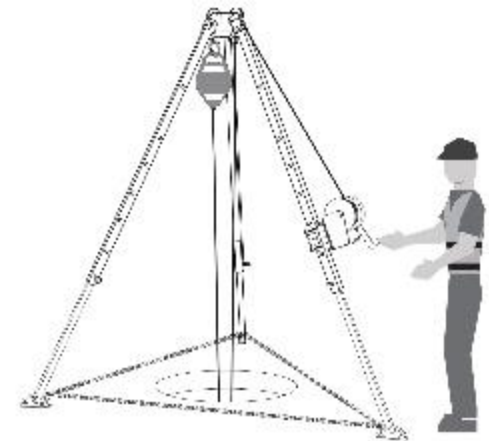
- Cable will pay freely in and out
- SRL-R will arrest the fall
 - Reduce fall forces applied to the body
- Backup emergency retrieval winch for rescue
- Not to be used for ordinary entry/egress

congress.nsc.org



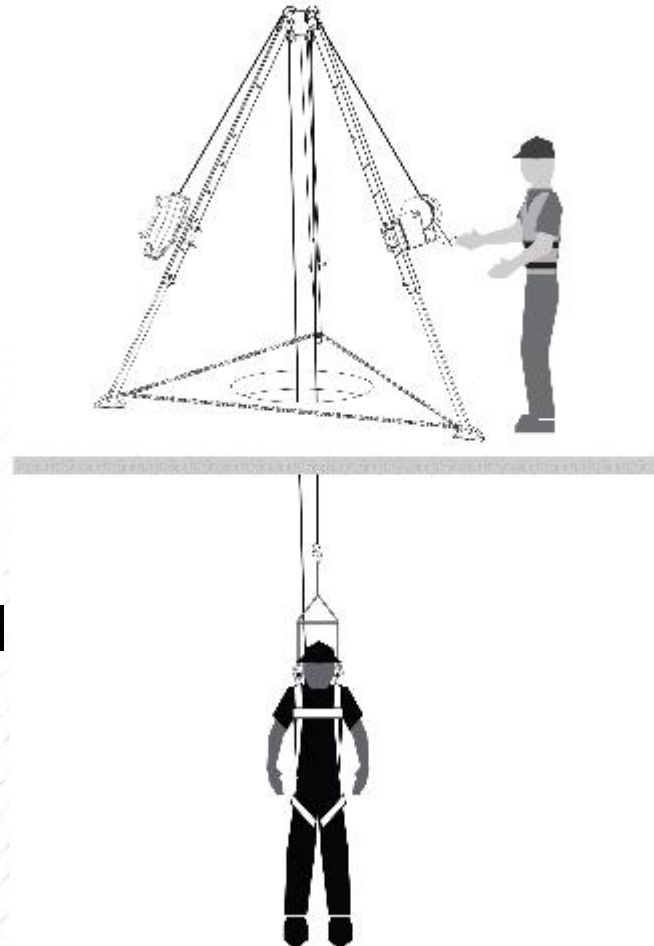
Dual Line - Winch & SRL/Alternate PFAS Entry/Egress Using Ladder

- Personal Fall Arrest System (PFAS)
 - SRD or
 - Fall Arrestor Connector Subsystem (FACSS)
- Winch
 - Emergency retrieval device



Dual Line – Winch and SRL-R Entry/Egress Using a Winch

- Winch line
 - Attaches to shoulder yoke or sternal D-Ring
 - Suspends, raises and lowers
- Backup system required
 - SRL-R
 - Attaches to dorsal D-ring for fall arrest and emergency retrieval



Identify the Hazard:



Identify the Hazard:



Identify the Hazard:



CC

Identify the Hazard:



Identify the Hazard:



Proper Preparation Important.....



- Unsafe Tripod Setup
- Attendant?
- Ventilation?

Identify the Hazard:



Open Q&A



Thank you for Joining us Today

Jim Ciandella

NW Regional Sales Manager, FallTech

Office: 800-719-4619

Cell: 310-502-8159

jciandella@falltech.com